



MAKING SAFETY A PRIORITY

USJ CAMPUS SAFETY GUIDE

The following safety instructions are designed to provide you with essential recommendations to ensure the safety of everyone in case of:

- **an attack or potential war risk**
- **a fire**
- **an earthquake**


Consider the present document as a go-to guide offering valuable information to everyone on Campus.

In the event of a security threat, fire or an earthquake, it is crucial to act wisely to ensure your safety and facilitate rescue operations. Time is of the essence.






SAFETY GUIDELINES IN THE EVENT OF A RIOT, MILITARY RISK (ATTACK, TERRORISM) OR WAR RISK (SHOOTING, BOMBING, ETC.)



- Familiarize yourself with your surroundings to recognize shelters and safe areas (parking lots, basements, etc.). Always anticipate a potential risk. Unexpected events can lead to chaos, panic and reactions that can worsen the crisis. Be prepared in advance.
- While your instinct may be to run, doing so can put you and others at risk.
- Stay calm and follow the emergency plan.
- Stay away from windows and vulnerable areas.
- Ensure your own safety, then help others.
- Do not light any flame.
- Do not touch any foreign object.
- Do not take the elevator, use the stairs.
- Head to lower floors, preferably basements (parking lots, underground floors).
- Do not stand near parking lot exits.
- Call your parents or neighbors. Do not make unnecessary calls to avoid overloading the phone network.
- Offer psychological support to sensitive people.
- Listen to the media (radio, social networks, electronic newspapers, etc.) to stay informed. These sources provide valuable information about the nature of the event and precise instructions to follow.
- Do not leave your shelter without instructions. Stay put until it is safe and follow evacuation instructions from Campus officials.
- If you are outdoors within the Campus, enter the nearest building and follow the safety guidelines.
- Depending on how the situation evolves, if confinement is no longer sufficient to ensure the physical safety of those taking shelter, evacuation may be required. Campus officials will issue evacuation orders and instructions (routes to be followed, reception areas, etc.).
- Remember, prevention and training can significantly reduce damage. Being prepared involves more than just staying informed; it also requires training.




SAFETY GUIDELINES IN CASE OF FIRE




IF YOU ARE INDOORS

- Remain calm.
- Evacuate calmly, following the order established by your Campus safety guidelines.
- Activate the alarm (red push-button).
- Alert Campus emergency personnel.
- Follow the evacuation plan, if available, or the arrows leading to the stairs.
- Do not take the elevator, use the stairs.
- If you are close to the fire, if possible, protect your head and face with a wet cloth.
- If you are locked in, place towels or a damp cloth under the door to keep the smoke out.
- If there is smoke, stay low.
- Immediately close doors and windows in empty rooms to prevent the spread of fire.
- Keep away from windows, glass partitions, mirrors, fireplaces, bookcases, furniture and light fixtures.
- Move to an open-air area, preferably the assembly point, away from buildings.
- If the fire is very small and easily controllable, react quickly and appropriately to extinguish or contain it until Campus staff or the fire department can intervene. Do not take any risks in this case. Make sure you know where fire extinguishers and fire alarms are located and how to use them correctly.



IF YOU ARE OUTDOORS

- Remain calm.
- Move to a safe place, away from windows, buildings and electrical wires.
- Check that other people near you are unharmed. In case of injury, administer first aid.
- Stay at least ten meters away from fallen power lines.




SAFETY GUIDELINES IN CASE OF AN EARTHQUAKE



IF YOU ARE INDOORS

- Stay indoors. Do not rush outside.
- Take cover under a table, desk or any other solid piece of furniture and hold onto it.
- If you are in a hallway, crouch down along an internal wall.
- Protect your head and face.
- Stay away from windows, glass partitions, mirrors, fireplaces, bookcases, tall furniture and light fixtures.
- Stay in a protected place until the shaking stops.



IF YOU ARE OUTDOORS

- Stay outdoors. Try to find a safe place, away from windows, buildings, electrical wires or telephone poles.



IN THE IMMEDIATE AFTERMATH OF THE EARTHQUAKE

- Remain calm.
- Check that you and others around you are unharmed. In case of injury, administer first aid.
- Do not light matches or lighters, or touch switches, unless you are sure there are no gas leaks or spilled flammable liquids. If there is a gas leak, you will be able to smell it.
- Stay at least ten meters away from fallen power lines.
- Do not take the elevator, use the stairs.
- Head for an open area away from buildings.
- Do not go near the coast in the event of a tidal wave.

