

**RECRUITEMENT MODALITIES
FOR APPLICANTS TO SPECIALIZED STUDIES SPECIALTY MASTER –
YEAR ACADEMIC 2023-2024**

Specialized Master studies are full-time programs comprising 21 to 24 hours weekly (lectures, preclinical and clinical sessions, oral presentations, clinical cases presentations, articles publication; please refer to post-graduate studies rules).

The completion of work on a thesis is required at the conclusion of the Specialty Master program studies, at the end of the 6th semester, after succeeding at and validating the totality of the required credits.

1. The applicant should fill out a form indicating one or more choices by order of priority.
2. Theoretical competences acquired during undergraduate studies are specified for each discipline for the written examination
3. Clinical and/ or practical examinations are clearly enunciated for each discipline.
4. The analysis of a scientific article
5. An interview is conducted and graded according to an evaluation table.
6. The applicant's file should be deposited at the administrative offices of the Faculty of Dental Medicine in care of Mrs Souad HAJJ MOUSSA FEGHALI with the following documents:
 - ***Doctor in dental surgery degree (DDS) or its equivalent attested by the Ministry of Higher Education at UNESCO.***
 - ***Lebanese Baccalaureate part two or its equivalent validated by the Ministry of Higher Education at UNESCO***
 - ***Grades obtained during the last three years of study.***
 - ***Two letters of recommendation emanating from two of the following: (not applicable to students of the Faculty).***
 1. ***The head of the establishment where the DDS degree was obtained .***
 2. ***The head of the department for the specialty being applied for, at the establishment where the DDS degree was obtained.***
 3. ***A professor at the establishment where the DDS degree was obtained.***
 - ***Join if applicable any post-graduate degree obtained previously.***
 - ***A detailed curriculum vitae***
 - ***Identity card.***
 - ***Two passport-format pictures of the applicant.***

• **Applicants' selection**

Selection is performed by classification according to the scores obtained for items 2, 3, 4, 5. Examinations for items 2, 3 and 4 are held during the month of July 2023.

- A general mean score is calculated based on the following percentages:

1. Article analysis by the applicant	20%
2. Applicant's interview	20%
3. Applicant's file evaluation	20%
4. Written examination	20%
5. Clinical or practical skills examination	20%
- *Any previously obtained post-graduate studies degree as well as any period of post-graduate professional experience will be taken into consideration during the evaluation.*
- *In case of a tie between applicants to a specialty program in the general mean score calculated over a total of 20 points, the applicants having stated said specialty as their first choice for post-graduate studies will be favored.*
- *The Heads of department and post-graduate study programs directors for each specialty decide with the Dean's agreement of the number of candidates to admit after the selection process is completed.*

If a Department would like to admit a foreign student to its specialty program, and if there is none amongst the selected candidates, the Department is authorized to accept the student(s) based on the highest scoring foreigner, conditional to the score being equal or higher than 10/20.

- **Article analysis**

A printed English language article is assigned to the applicant who has 1h30 (one hour and thirty minutes) to read and synthesize the article, then answer questions attached to said article.

When exiting the examination room, the applicant gives the printed article along with the answered questions to the examination coordinator in the room. The Faculty's secretariat will take the necessary dispositions to guarantee anonymity and confidentiality of the examination correction process.

- **Interview**

The interview aims at evaluating the applicant's motivation concerning their chosen field of specialty, their cultural background, their professional goals and their vision for their future.

- **INTERVIEW OBJECTIVES**

- *Verifying the applicant's analytical, synthetic and critical capabilities, and evaluating their degree of knowledge and self-assurance in addition to their mastery of languages.*
- *Forming an opinion concerning motivation and capacity for work.*
- *An evaluation table consisting in «appreciations» is converted at the end of the interview into a score, which will be accounted for in the final score according to its preestablished coefficient.*

Master's degree in Endodontics: Admission Requirements *Academic year 2023-2024*

1. Theoretical competence (written exam)

- Preparation for the endodontic procedure
 - Sterilization
 - Radiography
 - Anesthesia
 - Medical emergencies
 - Diagnosis in endodontics
 - Ergonomics
 - Operating field
- General principles including
 - The canal anatomy
 - Root canal Access
 - Canal shaping
 - Canal obturation

- **Examination regimen**

The basic sciences session (tronc commun 1) includes several courses. To validate the specialty Master's results, passing successfully this examination is mandatory with a grade equal to or above 10/20 in each subject matter.

The student who has obtained a grade below 10/20 in one or several courses has the right to submit to a make-up examination session in the two weeks following publication of the first examination's results

The student can be on probation period only once within a given program.

2. Practical competence (preclinical examination)

Coronary access + preparation and filling of an extracted monoradicated tooth.

❖ **Equipment**

The candidate must have 3 simulators (RESIN BLOCKS) and the necessary instrumentation to perform the requested act (NiTi motor included).

Master's degree in Pediatric Dentistry *Academic year 2023-2024*

➤ **Theoretical Knowledge (written examination)**

- Child psychology (anxiety, pain, simple behavior management techniques)
- Introduction to traumatology (principles and classifications)
- Introduction to prevention (fluoride and tooth brushing)
- Introduction to occlusal guidance (space maintainers)
- The dentition (anatomy and physiology of primary and permanent teeth)
- Simple tooth extraction

• **Examination regimen**

The basic sciences session (tronc commun 1) includes several courses. To validate the specialty Master's results, passing successfully this examination is mandatory with a grade equal to or above 10/20 in each subject matter.

The student who has obtained a grade below 10/20 in one or several courses has the right to submit to a make-up examination session in the two weeks following publication of the first examination's results

The student can be on probation period only once within a given program.

➤ **Practical Competence (preclinical work examination)**

- Simple wire bending
- Cavity preparation on primary teeth
- Primary tooth pulpotomy

For this examination, the candidate should have the necessary instrumentation as well as two extracted primary teeth with at least three quarters of the roots present (one anterior and one posterior tooth).

Master's degree in aesthetic and prosthetic dentistry
Academic year 2023-2024

Fixed Prosthodontics

➤ **Theoretical Knowledge (written exam)** duration:30mn

- Different preparations in fixed prosthodontics.
- Cervical finish lines.
- Provisional restorations.
- Impression techniques.
- Post and cores and build-up techniques.
- Cementation and bonding materials in fixed prosthodontics.
- Pontics design.
- Etiology and pathology of the neuro-muscular and articulation dysfunction.
- Occlusal appliances. Les gouttières occlusales.

• **Examination regimen**

The basic sciences session (tronc commun 1) includes several courses. To validate the specialty Master's results, passing successfully this examination is mandatory with a grade equal to or above 10/20 in each subject matter.

The student who has obtained a grade below 10/20 in one or several courses has the right to submit to a make-up examination session in the two weeks following publication of the first examination's results

The student can be on probation period only once within a given program.

➤ **Laboratory competences (bench exam)** duration: 3 hours

- Full coverage preparation on upper 1st molars, incisors and canines.
- Full coverage preparation on upper 1st premolar.
- Temporary restoration on the prepared tooth.
- Cast mounting on semi-adjustable articulator.

❖ **Instruments needed for the Fixed prosthodontics bench exam:**

- ✓ Typodont with a complete set of upper and lower teeth. (frasaco)
- ✓ High speed + slow speed contra-angle (2 holes)
- ✓ Diamond and carbide burs for full coverage preparations.
- ✓ Cold-cure acrylic with rubber dappen dishes for temporaries.
- ✓ Semi-adjustable articulator.
- ✓ Universal pliers.
- ✓ Sable brushes.
- ✓ Spatulas.
- ✓ Acrylic burs.
- ✓ Polishing wheels.

Restorative and Esthetic Dentistry

➤ **Theoretical skills (theoretical exam) Duration 30mn**

- Choice of direct materials in DRE
- Dental amalgams
- Composites
- The different preparations for direct techniques
- Direct complex cavities
- Choice of indirect materials
- Dental ceramics
- Ceromers
- The principles of preparations for inlays
- The principles of preparations for veneers
- Whitening of vital teeth
- Whitening of root treated teeth
- Pulp capping
- Dental adhesives

• **Examination regimen**

The basic sciences session (tronc commun 1) includes several courses. To validate the specialty Master's results, passing successfully this examination is mandatory with a grade equal to or above 10/20 in each subject matter.

The student who has obtained a grade below 10/20 in one or several courses has the right to submit to a make-up examination session in the two weeks following publication of the first examination's results

The student can be on probation period only once within a given program.

➤ **Practical Skills Duration 2h**

- ❖ Preparation and filling of a class I cavity on a molar
- ❖ Preparation and filling of a class II cavity on a molar
- ❖ Preparation and filling of a class III cavity on anterior tooth
- ❖ Preparation and obturation of a class IV cavity on upper central
- ❖ Preparation and filling of a class V cavity
- ❖ Preparation and filling of a complex Amalgam cavity
- ❖ Preparation and filling of a MOD cavity in Amalgam and composite

❖ **Material required for the DR competition**

- Burs for preparation of cavities for composite and amalgam and polishing material for composite
- Silicone tips for polishing
- Matrices of thickness 0.045 and width 7mm + Matrix holder
- Matrices celluloid
- Wooden wedges
- Instruments for obturation
- Light curing units

Removable Prosthodontics

➤ **Theoretical competence (written exam) duration 30mn**

- **Partial prosthesis**
 - Clinical examination of a removable partial denture.
 - Choice of the insertion axis in removable partial prosthesis.
 - Preprosthetic preparation of a removable partial denture.
 - Choice and indications of the elements of a removable partial denture (main and secondary retainer, clasps, occlusal and mucous rests).
- **Complete denture**
 - Impression techniques in removable partial denture.
 - Clinical examination of an edentulous patient.
 - Impression techniques in complete denture.
 - Intermaxillary relationships in complete denture.
 - Articulator and mounting of the teeth.
- **General**
 - Dental materials in removable prosthesis.
 - Implants and complete denture
- **Examination regimen**

The basic sciences session (tronc commun 1) includes several courses. To validate the specialty Master's results, passing successfully this examination is mandatory with a grade equal to or above 10/20 in each subject matter.

The student who has obtained a grade below 10/20 in one or several courses has the right to submit to a make-up examination session in the two weeks following publication of the first examination's results

The student can be on probation period only once within a given program.

➤ **Practical competence (preclinical examination) duration 2 hours**

- Creation of an acrylic denture on a phantom (clasp, wax and setting of teeth).
- impression of a removable partial denture: drawing of the frame, surveying of a dental cast, realization of a special tray.

❖ **Material required for the Removable Prosthesis competition:**

- ✓ Wax knife, Zahle, PKT, LeCron
- ✓ Clasps pliers: Cutting pliers, 3 beak pliers, bird beak pliers
- ✓ Micro-motor with straight handpiece and low-speed handpiece
- ✓ Acrylic burs (different shapes)
- ✓ Colored pencils
- ✓ Pencil
- ✓ Round and cylindrical burs for low-speed (different sizes)
- ✓ Godet for acryl
- ✓ Metallic spatula
- ✓ Glass Mixing slab
- ✓ articulating paper

Master's degree in Oral Surgery *Academic year 2023-2024*

➤ Theoretical exam:

Exodontia

- Anesthesia in oral surgery (anesthetic products, techniques and complications)
- Asepsis and sterilization
- Simple and difficult extractions (roots, apices): instrumentation, principles and techniques
- Removal of erupted wisdom teeth
- Complications of dental extractions and post-operative recommendations

Oral surgery

- Instrumentation in oral surgery
- Applied pharmacology (antibiotics, analgesics and anti-inflammatories)
- Preparation of a surgical intervention (premedication, radiographic examination, additional examination)
- Incisions and sutures (principles, materials and techniques)
- Oral wound healing
- Multiple extractions and alveolectomies
- Surgical extractions (impacted wisdom teeth, other impacted teeth)
- Endodontic surgery (surgical rationale)
- Pre-prosthetic surgery (soft and hard tissues)
- Odontogenic and non-odontogenic **Cysts and tumors** (differential diagnosis and treatment modalities)
- Oro-antral communication
- Oral implantology: pre-implant assessment, biological concepts, basic surgical techniques.

➤ Practical Exam:

- Incisions and sutures on animal jaws
- Preparation of surgical tray

Required material for practical exam

- 2 4/0 silk sutures
- 1 needle holder
- 1 periosteal elevator
- 1 pair of scissors
- 1 scalpel handle + n° 15 blades
- 1 tissue plier
- 1 pork mandible (with tongue) **preferably** cut in half
- 1 mask
- 2 pairs of gloves

Master's degree in Periodontology

Academic year 2023-2024

- Anatomy and histology of periodontium (gingiva, alveolar bone, periodontal ligament, cementum,)
- Dental plaque and biofilm.
- Classification of periodontal diseases (2017 World Workshop).
- Pathogenesis of periodontal disease.
- Chronic gingivitis associated to plaque.
- Clinical parameters of periodontal health.
- Periodontitis: different stages and grades.
- Aggravating factors of periodontal disease.
- Susceptibility of periodontal disease.
- Genetics and periodontal disease.
- Periodontal disease and systemic disease.
- Non-surgical therapy of periodontal disease.
- Antimicrobial therapy of periodontal disease.
- Clinical examination, parameters and treatment plan in periodontology.
- Supportive periodontal therapy.
- Flaps in periodontal surgery.
- Indications of muco-gingival surgery.
- Treatment of furcation involvement.
- Periodontal healing (clinical and histological).
- Osseointegration: Basic principles.
- Basic principles of implant surgery.

➤ **Examination regimen**

The basic sciences session (tronc commun 1) includes several courses. To validate the specialty Master's results, passing successfully this examination is mandatory with a grade equal to or above 10/20 in each subject matter.

The student who has obtained a grade below 10/20 in one or several courses has the right to submit to a make-up examination session in the two weeks following publication of the first examination's results

The student can be on probation period only once within a given program.



Université Saint-Joseph

SAINT-JOSEPH UNIVERSITY OF BEIRUT

Faculty of Dental Medicine

Orthodontic Department

Master in Orthodontics
Entrance Exam 2023 - 2024

June 2023

The entrance exam includes the following tests:

1. Article analysis
2. Interview
3. Theoretical exam
4. Radiology
5. Wire bending

The detailed program will be distributed to candidates after registration for the entrance exam.

1. ARTICLE ANALYSIS

The candidate will receive a scientific article in English language. He is supposed to analyze and criticize it, while highlighting strengths and weaknesses. A discussion with a jury will follow to evaluate the candidate.

2. INTERVIEW

This interview aims to get to know the candidate through questions covering various aspects of his personality.

3. THEORETICAL REVIEW

It includes the following chapters:

- Orthodontic terminology
- Craniofacial growth
- Development of the dentition
- Establishment of the occlusion
- Etiology of malocclusions
- Clinical examination
- Cephalometry
- Orthodontic diagnosis
- Treatment plan
- Biological basis of orthodontic treatment.
- Preventive orthodontics
- Interceptive orthodontics
- Corrective orthodontics
- Orthodontics and other disciplines
- Failures, relapse and retention in orthodontics.

References:

- Orthodontics: Current Principles and Techniques – TM Graber.
- Contemporary Orthodontics – W. Proffit.

4. RADIOLOGY

It covers the following concepts:

- Principles of cephalometric telerradiography
- Radiology equipment
- Cephalometric incidences
- Head position for lateral cephalometry
- Reliability of radiological documents
- Radiological anatomy
- Cephalometric points, lines and planes
- Cephalometric tracing technique.

Material list (*at the expense of the candidate*) :

- White blouse
- Mechanical pencil with 2HB leads
- Transparent sticky paper and plastic eraser
- Stencil, millimeter ruler, square and protractor.

Reference:

- Orthodontic Cephalometry – A. Athanasiou.

5. WIRE BENDING

It features wire bending exercises of different diameters according to multiple configurations. These works will be performed under the supervision of teachers from the department.

Material list (*at the expense of the candidate*):

- White coat
- Hard wire cutter plier
- Plier 105G
- Tweed plier
- Optical plier
- 2 pliers 442
- Stainless steel round wire .018"
- Stainless steel round wire .016"
- Stainless steel rectangular wire .016x.022"
- Stainless steel rectangular wire .019x.025"
- Fine indelible marker pen
- Bristol paper: 5x5 mm square
- Glass plate with black background, 1cm thick and 15x20 cm in size
- Adhesive paper
- Graph paper.

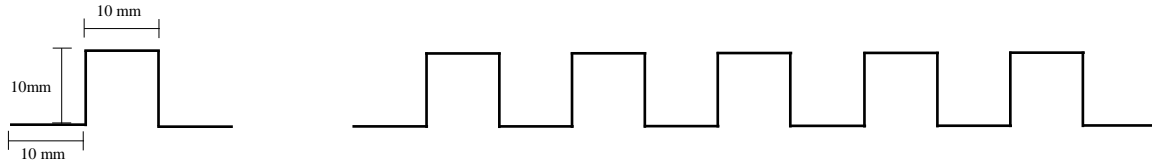
Bending exercises

Bend the following configurations

- Exercise 1: .016 Stainless Steel, Right angle.

Make right angles forming squares of 10 mm sides as shown in the figure, while checking the measurements on a sheet of graph paper.

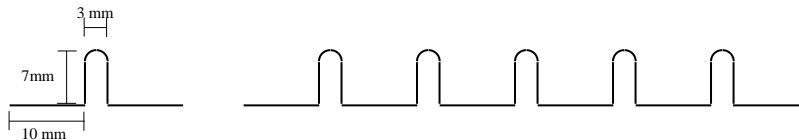
The folds are made on the jaws with quadrangular section of the pliers 139.



- Exercise 2: .016 Stainless Steel, Round angle.

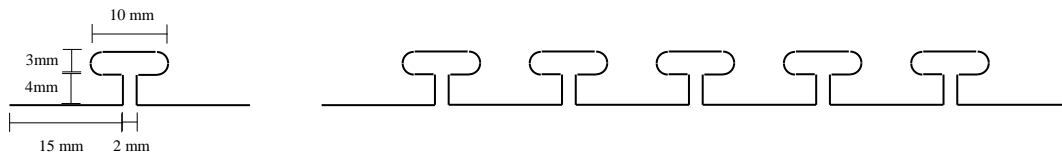
Make rounded corners as shown in the figure, while checking the measurements on a sheet of graph paper.

Try to mark the wire always in the same place to start the rounding and to have the same location on the rounded jaw of the pliers.



- Exercise 3: .016 Stainless Steel, T shape loop.

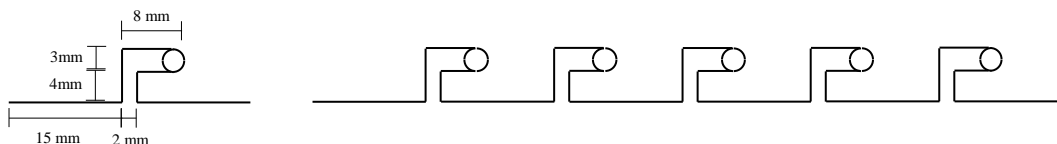
Perform T-loops as shown in the figure, while checking the measurements on a sheet of graph paper.



- Exercise 4: .018 Stainless Steel, L loop + Helix.

Perform L loops with helix as shown in the figure, while checking the measurements on a sheet of graph paper.

The configuration should be plane.

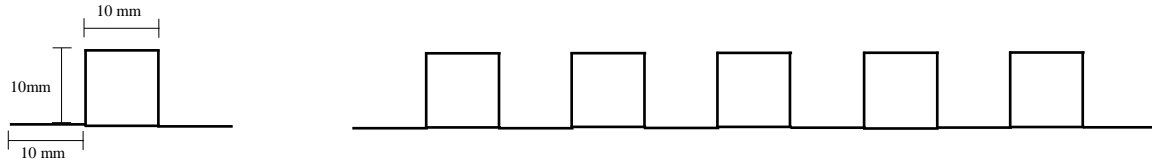


- Exercise 5: .018 Stainless Steel, Box loop.

Make right angles forming closed squares of 10 mm sides as shown in the figure, while checking the measurements on a sheet of graph paper.

The folds are made on the jaws with quadrangular section of the pliers 139.

Alternate plans.

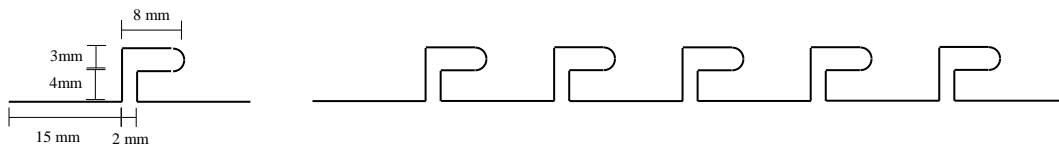


- Exercise 6: .016 X .022 Stainless Steel, L loop.

Perform L loops as shown in the figure, while checking the measurements on a sheet of graph paper.

Try to mark the wire always in the same place to start the rounding and to have the same location on the rounded jaw of the pliers.

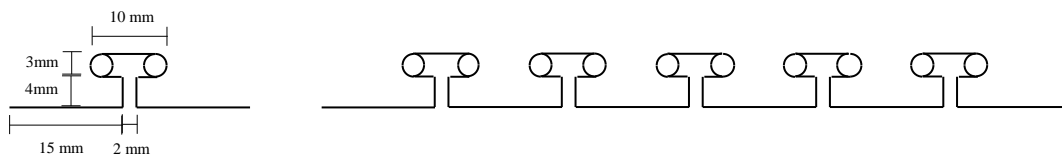
Avoid incorporating 3rd order bends in the wire.



- Exercise 7: .016 X .022 Stainless Steel, T Loop + helix.

Make T-loops with helix as shown in the figure, while checking the measurements on a sheet of graph paper.

Find the plane at the base of each loop.




- Exercise 8: .019 X .025 Stainless Steel, Omega.

Mark the middle of the straight wire 20 cm in length.

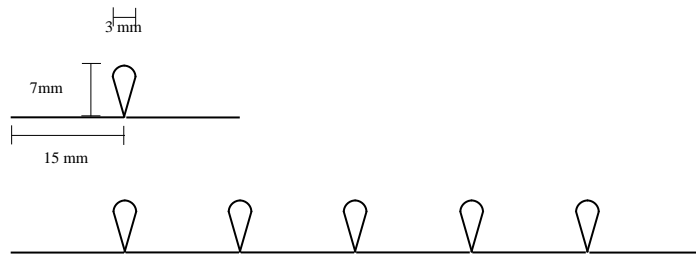
Make a second mark corresponding to the distal leg of the omega (i.e. 17 cm from the middle).

Place the plier mesially with respect to the mark and execute the omega while keeping the plier and the wire in the same plane.



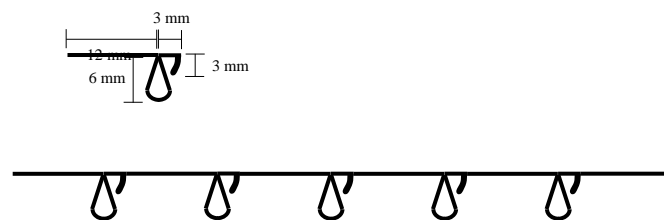
- Exercise 9: .019 X .025 Stainless Steel, Bull loop.

Make Bull Loops using the Tweed pliers while respecting the exact dimensions.



- Exercise 10: .019 X .025 Stainless steel, Shoe horn.

Make Shoe Horn shaped loops using the Tweed pliers while respecting the exact dimensions.



- Exercise 11: .019 X .025 Stainless Steel, Helical bulbous loop.

Make helical bulbous loops using the Tweed pliers while respecting the exact dimensions.

